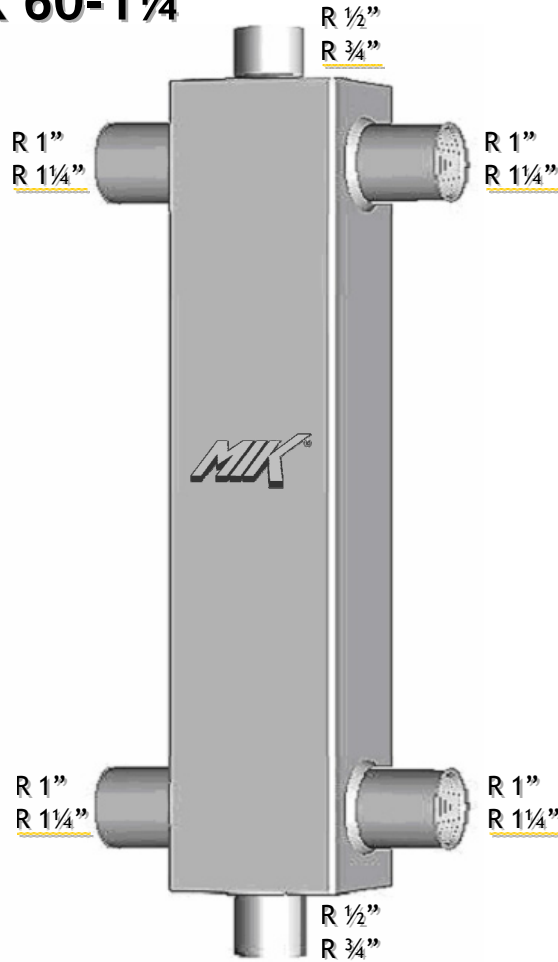
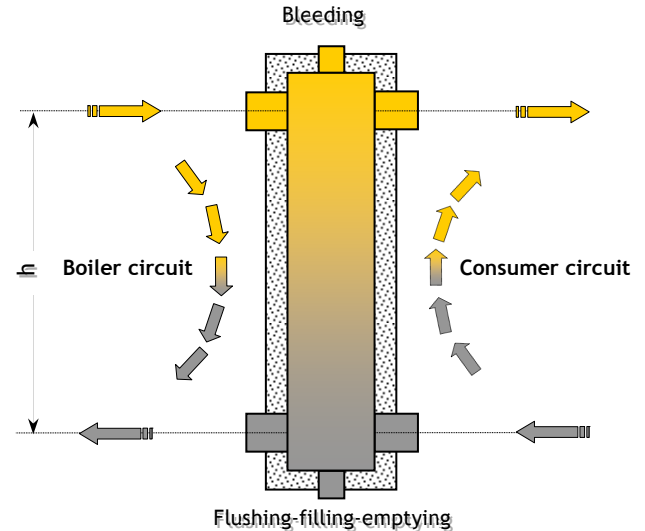


HYDRAULIC SEPARATORS

HWK 60-1'' HWK 60-1¼''



up to 2 m³/h
up to 3,5 m³/h



- Exchange chamber made of 60x60 square tube
- All connections with internal thread
- Side connections for facing boiler and collector circuits
- Upper coupling for bleeding connection and lower connection for flushing-filling-emptying
- Hydraulic separator is galvanised and factory-tested to 12 bar pressure
- Max. operating pressure 6 bar
- Max. supply temperature 90 °C
- Insulated with galvanised sheet steel jacket:
 - 0.55 mm galvanised sheet steel jacket
 - 25 mm insulation to DIN 4102-B2 standard

Hydraulic separator HW 60/-1 and HW 60/400

MIK Hydraulic separator with insulation




- Exchange chamber made of 60x60 square tube
- All connections with internal thread
- Side connections for facing boiler and collector circuits
- Upper coupling for bleeding connection and lower connection for flushing-filling-emptying
- 25 mm insulation to DIN 4102-B2 standard with 0.55 mm galvanised sheet steel jacket

Type	Flow rate	Dimensions h [mm]	Product No.
HWK 60-1''	up to 2 m ³ /h	250	850 007
HWK 60-1¼''	up to 3.5 m ³ /h	375	850 008

Mounting suggestion:

MIK Wall mountings H-HV for insulated separator



- Offset 100 or 150 mm to middle of hydraulic separator
- Galvanised
- Including screws and wall plugs
- Pack contents: 2 pieces

Type	Offset to middle of hydraulic separator	Product No.
H-HV 100	100 mm	840 007
H-HV 150	150 mm	840 008